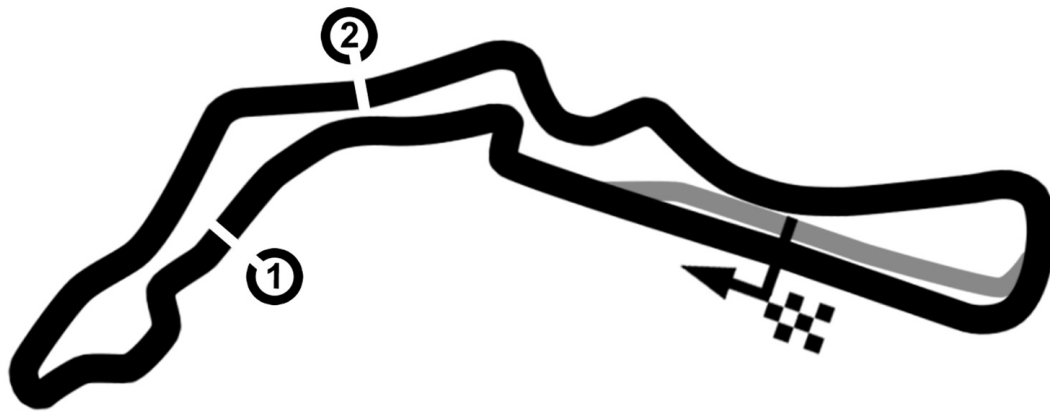




CZECH TRUCK PRIX 2023

race 2



Autodrom Most 4212 m

25. - 27. August 2023

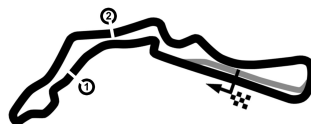


CZECH TRUCK PRIX 2023

Autodrom Most, length 4212 m

25. - 27. August 2023

Nascar Whelen Euro Series Pro



Result race 2

started : 20

classified : 20

not classified : 0

-Reg.No.: 004ZAO230814

Pos	No.	Cl.	Entrant Name	License License	Team/Sponsor Make	Lap	Total kmh	GAP Diff.	fastest kmh	at Lap
1	3	Junior	Paul Jouffreau / FRA	299719	Ford Mustang	17	34:12.509 125.590		1:43.807 146.071	11
2	72		Vittorio Ghirelli / ITA	337536	Chevrolet Camaro	17	34:13.092 125.554	00.583 00.583	1:43.314 146.768	16
3	50	Junior	Liam Hezemans / NLD	43841	Toyota Camry	17	34:23.218 124.938	10.709 10.126	1:42.949 147.288	9
4	99	Junior	Tobias Dauenhauer / DEU	19833	Chevrolet Camaro	17	34:25.087 124.825	12.578 01.869	1:43.403 146.642	11
5	54		Gianmarco Ercoli / ITA	355534	Chevrolet Camaro	17	34:59.638 122.771	47.129 34.551	1:44.627 144.926	15
6	64		Lucas Lasserre / FRA	10179	Ford Mustang	17	35:14.616 121.901	1:02.107 14.978	1:48.781 139.392	14
7	55	Chal	Fabrizio Armetta / ITA	65716	Chevrolet Camaro	17	35:29.487 121.050	1:16.978 14.871	1:46.700 142.111	16
8	5	Junior	Vladiros Tziortzis / CYP	ITC-C102	EuroNASCAR FJ	17	35:34.060 120.791	1:21.551 04.573	1:46.792 141.988	16
9	14	Junior	Ulysse Delsaux / FRA	245331	Ford Mustang	17	35:39.026 120.510	1:26.517 04.966	1:50.023 137.818	8
10	46	Junior	Thomas Krasonis / GRC	3005	Chevrolet Camaro	17	35:40.623 120.420	1:28.114 01.597	1:47.784 140.681	17
11	40	Junior	Neo Lambert / FRA	123429	Ford Mustang	17	35:46.183 120.108	1:33.674 05.560	1:50.264 137.517	10
12	24		Anthony Kumpen / BEL	698222	Chevrolet Camaro	17	35:51.102 119.834	1:38.593 04.919	1:51.468 136.032	4
13	88	Chal	Massimiliano Lanza / ITA	227251	Chevrolet Camaro	16	34:15.230 118.046	1 Runde 1 Runde	1:50.796 136.857	15
14	65	Chal	Riccardo Romagnoli / ITA	19192	Chevrolet Camaro	16	34:33.194 117.023	1 Runde 17.964	1:51.031 136.567	11
15	8	Chal	Dario Caso / ITA	71993	Chevrolet Camaro	16	34:49.855 116.090	1 Runde 16.661	1:54.370 132.580	13
16	48	Junior	Jack Davidson / GBR	297777	Chevrolet Camaro	15	32:03.357 118.256	2 Runden 1 Runde	1:49.741 138.173	9
17	7		Martin Doubek / CZE	23AS1505	Ford Mustang	8	19:50.568 101.889	9 Runden 7 Runden	1:52.054 135.320	4
18	69		Sebastian Bleekemolen / NLD	1277	Ford Mustang	3	7:27.534 101.645	14 Runden 5 Runden	1:56.133 130.568	2
19	34	Chal	Thomas Toffel / CHE	1830	Chevrolet Camaro	2	5:26.058 93.009	15 Runden 1 Runde	2:02.894 123.384	2
20	1	Chal	Michaela Dorcikova / SVK	1119/CC	Ford Mustang	2	5:31.685 91.431	15 Runden 05.627	2:06.845 119.541	2
DNS DID NOT START										
18	Junior		Giorgio Maggi / CHE	1758	Ford Mustang	0	00.000 0.000	17 Runden	00.000 0.000	

fastest lap: 50 Hezemans Liam 1:42.949 =147.288 km/h

CAR #48 - 5 SEC. TIME PENALTY - CAUSING COLLISION & GAINING POSITION

CAR #5 - 5 SEC. TIME PENALTY - PUSHING OTHER CAR OFF TRACK & GAINING POSITION

Issued:

Clerk of the Course:

Timekeeper:

subject to final scrutineering



Timekeeping and Dataservice: wige SOLUTIONS GmbH & Co. KG, Meckenheim (GER)

Chief timekeeping: Stefan Schlerkmann, Roetgen (GER), stefan.schlerkmann@wige.de

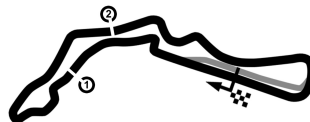
CZECH TRUCK PRIX 2023

Autodrom Most, length 4212 m

25. - 27. August 2023

Nascar Whelen Euro Series Pro

Result race 2, 27.08.2023



-Reg.No.: 004ZAO230814

Pos	No.	Cl.	Entrant Driver, Place	Team Make	Lap	Time total	Interval GAP	Avg. Total	fastest Avg.	at Lap
-----	-----	-----	--------------------------	--------------	-----	------------	-----------------	---------------	-----------------	-----------

Chal

Started: 6 Classified: 6 Not Classified: 0

1	55	Chal	Fabrizio Armetta / ITA	Chevrolet Camaro	17	35:29.487		121.050	1:46.700	16
2	88	Chal	Massimiliano Lanza / ITA	Chevrolet Camaro	16	34:15.230	1 Rd.	118.046	1:50.796	15
3	65	Chal	Riccardo Romagnoli / ITA	Chevrolet Camaro	16	34:33.194	1 Rd.	117.023	1:51.031	11
4	8	Chal	Dario Caso / ITA	Chevrolet Camaro	16	34:49.855	1 Rd.	116.090	1:54.370	13
5	34	Chal	Thomas Toffel / CHE	Chevrolet Camaro	2	5:26.058	15 Rd.	93.009	2:02.894	2
6	1	Chal	Michaela Dorcikova / SVK	Ford Mustang	2	5:31.685	15 Rd.	91.431	2:06.845	2



Timekeeping and Dataservice: wige SOLUTIONS GmbH & Co. KG, Meckenheim (GER)
Chief timekeeping: Stefan Schlerkmann, Roetgen (GER), stefan.schlerkmann@wige.de

Page 1
printed : 27.8.2023 - 15:15

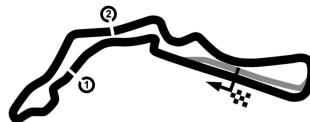
CZECH TRUCK PRIX 2023

Autodrom Most, length 4212 m

25. - 27. August 2023

Nascar Whelen Euro Series Pro

Result race 2, 27.08.2023



-Reg.No.: 004ZAO230814

Pos	No.	Cl.	Entrant Driver, Place	Team Make	Lap	Time total	Interval GAP	Avg. Total	fastest Avg.	at Lap
-----	-----	-----	--------------------------	--------------	-----	------------	-----------------	---------------	-----------------	-----------

Junior

Started: 8 Classified: 8 Not Classified: 0

1	3	Junior	Paul Jouffreau / FRA	Ford Mustang	17	34:12.509		125.590	1:43.807	11
2	50	Junior	Liam Hezemans / NLD	Toyota Camry	17	34:23.218	+10.709	124.938	1:42.949	9
3	99	Junior	Tobias Dauenhauer / DEU	Chevrolet Camaro	17	34:25.087	+01.869	124.825	1:43.403	11
4	5	Junior	Vladimiro Tziortzis / CYP	EuroNASCAR FJ	17	35:34.060	+1:08.973	120.791	1:46.792	16
5	14	Junior	Ulysse Delsaux / FRA	Ford Mustang	17	35:39.026	+04.966	120.510	1:50.023	8
6	46	Junior	Thomas Krasonis / GRC	Chevrolet Camaro	17	35:40.623	+01.597	120.420	1:47.784	17
7	40	Junior	Neo Lambert / FRA	Ford Mustang	17	35:46.183	+05.560	120.108	1:50.264	10
8	48	Junior	Jack Davidson / GBR	Chevrolet Camaro	15	32:03.357	2 Rd.	118.256	1:49.741	9
DNS DID NOT START										
	18	Junior	Giorgio Maggi / CHE	Ford Mustang	0	00.000	17 Rd.	0.000	00.000	

fastest lap: 50 Hezemans Liam 1:42.949 =147.288 km/h

CAR #48 - 5 SEC. TIME PENALTY - CAUSING COLLISION & GAINING POSITION

CAR #5 - 5 SEC. TIME PENALTY - PUSHING OTHER CAR OFF TRACK & GAINING POSITION

Issued:

Clerk of the Course:

Timekeeper:

subject to final scrutineering



Timekeeping and Dataservice: wige SOLUTIONS GmbH & Co. KG, Meckenheim (GER)
Chief timekeeping: Stefan Schlerkmann, Roetgen (GER), stefan.schlerkmann@wige.de

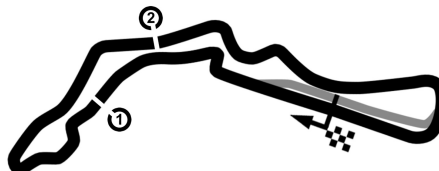
Page 2
printed : 27.8.2023 - 15:15

CZECH TRUCK PRIX 2023

Autodrom Most, length 4212 m

25. - 27. August 2023

Nascar Whelen Euro Series Pro



Lap by Lap race 2, 27.08.2023

-Reg.No.: 004ZAO230814

1 Michaela Dorcikova , Ford Mustang Chal / SVK													
1	3:24.840	2	2:06.845										

3 Paul Jouffreau , Ford Mustang Junior / FRA															
1	3:19.495	2	1:54.512	3	1:48.817	4	1:49.282	5	2:57.648	6	3:10.073	7	1:46.294	8	1:44.998
9	1:44.029	10	1:44.032	11	1:43.807	12	1:43.907	13	1:44.032	14	1:44.817	15	1:46.096	16	1:44.366
17	1:46.304														

5 Vladimiros Tziortzis , EuroNASCAR FJ Junior / CYP															
1	3:20.405	2	1:56.322	3	1:53.075	4	1:51.955	5	3:21.221	6	2:54.437	7	1:49.951	8	1:59.307
9	1:50.166	10	1:48.302	11	1:49.428	12	1:51.125	13	1:50.055	14	1:50.868	15	1:48.216	16	1:46.792
17	1:47.435														

7 Martin Doubek , Ford Mustang / CZE															
1	3:20.826	2	1:54.305	3	1:52.691	4	1:52.054	5	3:12.236	6	2:58.781	7	1:52.189	pit	2:47.486

8 Dario Caso , Chevrolet Camaro Chal / ITA															
1	3:24.194	2	2:07.408	3	1:58.391	4	1:56.066	5	3:23.057	6	2:38.793	7	1:57.028	8	1:56.803
9	1:55.746	10	1:55.795	11	1:54.648	12	1:54.497	13	1:54.370	14	1:59.264	15	1:57.683	16	1:56.112

14 Ulysse Delsaux , Ford Mustang Junior / FRA															
1	3:21.688	2	1:57.168	3	1:53.380	4	1:52.004	5	3:20.573	6	2:52.419	7	1:51.094	8	1:50.023
9	1:50.725	10	1:51.494	11	1:52.410	12	1:51.609	13	1:50.944	14	1:51.826	15	1:50.768	16	1:50.461
17	1:50.440														

24 Anthony Kumpen , Chevrolet Camaro / BEL															
1	3:19.870	2	1:54.022	3	1:52.527	4	1:51.468	5	3:11.603	6	3:00.528	7	1:51.661	8	1:52.187
9	1:52.614	10	1:53.563	11	1:52.311	12	1:53.233	13	1:52.850	14	1:54.094	15	1:53.361	16	1:52.307
17	1:52.903														

34 Thomas Toffel , Chevrolet Camaro Chal / CHE															
1	3:23.164	2	2:02.894												

40 Neo Lambert , Ford Mustang Junior / FRA															
1	3:21.359	2	1:54.751	3	1:53.321	4	1:52.175	5	3:19.957	6	2:53.725	7	1:50.827	8	1:57.397
9	1:50.307	10	1:50.264	11	1:50.787	12	1:52.303	13	1:52.279	14	1:52.307	15	1:51.923	16	1:51.534
17	1:50.967														

46 Thomas Krasonis , Chevrolet Camaro Junior / GRC															
1	3:21.795	2	2:03.841	3	1:59.317	4	1:57.101	5	3:22.107	6	2:39.592	7	1:51.961	8	1:51.973
9	1:49.700	10	1:48.251	11	1:49.452	12	1:52.309	13	1:52.292	14	1:53.010	15	1:51.188	16	1:48.950
17	1:47.784														

48 Jack Davidson , Chevrolet Camaro Junior / GBR															
1	3:22.698	2	2:00.747	3	1:51.106	4	1:51.005	5	3:23.624	6	2:48.765	7	1:50.870	8	1:51.122
9	1:49.741	10	1:51.267	11	1:52.204	12	1:52.878	13	1:51.864	14	1:49.936	15	1:50.530		

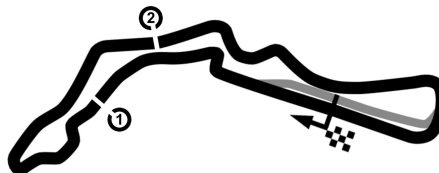
50 Liam Hezemans , Toyota Camry Junior / NLD															
1	3:22.893	2	2:00.392	3	1:48.470	4	1:48.925	5	3:18.532	6	2:52.875	7	1:49.665	8	1:46.641
9	1:42.949	10	1:44.213	11	1:43.432	12	1:43.993	13	1:43.572	14	1:43.846	15	1:44.400	16	1:44.790
17	1:43.630														

CZECH TRUCK PRIX 2023

Autodrom Most, length 4212 m

25. - 27. August 2023

Nascar Whelen Euro Series Pro



Lap by Lap race 2, 27.08.2023

-Reg.No.: 004ZAO230814

54 Gianmarco Ercoli , Chevrolet Camaro / ITA															
1	3:22.034	2	2:08.293	3	1:58.886	4	1:52.028	5	3:20.338	6	2:41.487	7	1:48.465	8	1:47.250
9	1:48.864	10	1:49.252	11	1:45.147	12	1:44.932	13	1:48.505	14	1:45.374	15	1:44.627	16	1:44.654
17	1:49.502														

55 Fabrizio Armetta , Chevrolet Camaro Chal / ITA															
1	3:25.228	2	2:05.813	3	1:59.655	4	1:57.898	5	3:22.215	6	2:37.356	7	1:51.470	8	1:51.024
9	1:48.795	10	1:48.389	11	1:47.646	12	1:50.911	13	1:52.557	14	1:49.078	15	1:47.841	16	1:46.700
17	1:46.911														

64 Lucas Lasserre , Ford Mustang / FRA															
1	3:20.142	2	1:54.439	3	1:52.671	4	1:50.949	5	3:10.210	6	3:01.759	7	1:49.536	8	1:49.744
9	1:49.466	10	1:49.017	11	1:49.409	12	1:49.036	13	1:50.391	14	1:48.781	15	1:49.485	16	1:49.515
17	1:50.066														

65 Riccardo Romagnoli , Chevrolet Camaro Chal / ITA															
1	3:22.467	2	2:11.830	3	1:57.521	4	1:57.512	5	3:22.960	6	2:37.366	7	2:04.429	8	1:53.211
9	1:59.456	10	1:52.421	11	1:51.031	12	1:52.353	13	1:52.350	14	1:54.285	15	1:52.449	16	1:51.553

69 Sebastiaan Bleekemolen , Ford Mustang / NLD															
1	3:21.134	2	1:56.133	pit	2:10.267										

72 Vittorio Ghirelli , Chevrolet Camaro / ITA															
1	3:19.116	2	1:54.143	3	1:49.390	4	1:50.933	5	3:00.798	6	3:09.575	7	1:45.567	8	1:45.382
9	1:44.991	10	1:44.456	11	1:44.420	12	1:43.668	13	1:43.655	14	1:43.898	15	1:45.053	16	1:43.314
17	1:44.733														

88 Massimiliano Lanza , Chevrolet Camaro Chal / ITA															
1	3:23.679	2	2:06.518	3	1:59.015	4	2:00.334	5	3:33.625	6	2:34.536	7	1:55.073	8	1:52.674
9	1:51.491	10	1:51.247	11	1:51.274	12	1:51.110	13	1:51.493	14	1:51.245	15	1:50.796	16	1:51.120


99 Tobias Dauenhauer , Chevrolet Camaro Junior / DEU															
1	3:23.394	2	2:02.369	3	1:48.676	4	1:47.487	5	3:18.256	6	2:51.947	7	1:49.507	8	1:44.906
9	1:44.211	10	1:44.612	11	1:43.403	12	1:43.969	13	1:43.492	14	1:47.246	15	1:43.890	16	1:43.839
17	1:43.883														

CZECH TRUCK PRIX 2023

Autodrom Most, length 4212 m

25. - 27. August 2023

Nascar Whelen Euro Series Pro



Lap Analysis race 2, 27.08.2023

-Reg.No.: 004ZAO230814

1 Michaela Dorcikova (SVK) (Ford Mustang)

Theoretische Bestzeit: 2:06.845

Lap	D	Time	S1	S2	S3	Lap	D	Time	S1	S2	S3
1	1	3:24.840	56.619	1:06.667	1:21.554	2	1	2:06.845	33.530	43.458	49.857

3 Paul Jouffreau (FRA) (Ford Mustang)

Theoretische Bestzeit: 1:43.524

Lap	D	Time	S1	S2	S3	Lap	D	Time	S1	S2	S3
1	1	3:19.495	41.857	1:06.002	1:31.636	10	1	1:44.032	26.756	34.907	42.369
2	1	1:54.512	30.851	37.692	45.969	11	1	1:43.807	26.380	34.908	42.519
3	1	1:48.817	28.573	36.271	43.973	12	1	1:43.907	26.551	34.990	42.366
4	1	1:49.282	28.616	35.964	44.702	13	1	1:44.032	26.462	34.961	42.609
5	1	2:57.648	27.118	49.671	1:40.859	14	1	1:44.817	26.524	34.907	43.386
6	1	3:10.073	1:04.026	1:18.400	47.647	15	1	1:46.096	28.058	35.239	42.799
7	1	1:46.294	27.257	35.305	43.732	16	1	1:44.366	26.562	35.170	42.634
8	1	1:44.998	27.162	34.997	42.839	17	1	1:46.304	26.602	37.056	42.646
9	1	1:44.029	26.785	34.778	42.466						

5 Vladimiros Tziortzis (CYP) (EuroNASCAR FJ)

Theoretische Bestzeit: 1:46.565

Lap	D	Time	S1	S2	S3	Lap	D	Time	S1	S2	S3
1	1	3:20.405	44.731	1:06.864	1:28.810	10	1	1:48.302	27.731	36.388	44.183
2	1	1:56.322	31.007	39.338	45.977	11	1	1:49.428	27.734	36.681	45.013
3	1	1:53.075	28.968	37.718	46.389	12	1	1:51.125	27.640	37.508	45.977
4	1	1:51.955	28.907	37.516	45.532	13	1	1:50.055	27.882	36.574	45.599
5	1	3:21.221	30.249	1:07.818	1:43.154	14	1	1:50.868	27.905	36.916	46.047
6	1	2:54.437	1:06.941	1:02.416	45.080	15	1	1:48.216	27.492	36.426	44.298
7	1	1:49.951	28.972	36.639	44.340	16	1	1:46.792	27.271	35.826	43.695
8	1	1:59.307	28.102	36.161	55.044	17	1	1:47.435	27.044	36.355	44.036
9	1	1:50.166	28.802	36.626	44.738						

7 Martin Doubek (CZE) (Ford Mustang)

Theoretische Bestzeit: 1:50.831

Lap	D	Time	S1	S2	S3	Lap	D	Time	S1	S2	S3
1	1	3:20.826	45.440	1:06.786	1:28.600	5	1	3:12.236	29.108	1:03.958	1:39.170
2	1	1:54.305	30.150	38.260	45.895	6	1	2:58.781	1:04.467	1:09.114	45.200
3	1	1:52.691	28.567	38.038	46.086	7	1	1:52.189	28.366	37.342	46.481
4	1	1:52.054	28.289	37.674	46.091	8	1	2:47.486	29.186	46.992	

8 Dario Caso (ITA) (Chevrolet Camaro)

Theoretische Bestzeit: 1:53.406

Lap	D	Time	S1	S2	S3	Lap	D	Time	S1	S2	S3
1	1	3:24.194	54.992	1:07.406	1:21.796	9	1	1:55.746	30.079	38.820	46.847
2	1	2:07.408	33.647	44.275	49.486	10	1	1:55.795	29.577	39.217	47.001
3	1	1:58.391	29.968	39.513	48.910	11	1	1:54.648	28.392	38.878	47.378
4	1	1:56.066	29.847	39.018	47.201	12	1	1:54.497	29.122	38.486	46.889
5	1	3:23.057	38.402	1:10.847	1:33.808	13	1	1:54.370	29.356	38.377	46.637
6	1	2:38.793	1:03.057	49.099	46.637	14	1	1:59.264	29.313	40.686	49.265
7	1	1:57.028	30.178	38.852	47.998	15	1	1:57.683	31.216	39.702	46.765
8	1	1:56.803	30.165	39.734	46.904	16	1	1:56.112	29.347	39.478	47.287

14 Ulysse Delsaux (FRA) (Ford Mustang)

Theoretische Bestzeit: 1:49.763


Lap	D	Time	S1	S2	S3	Lap	D	Time	S1	S2	S3
1	1	3:21.688	48.604	1:06.282	1:26.802	10	1	1:51.494	27.594	37.165	46.735
2	1	1:57.168	31.444	39.161	46.563	11	1	1:52.410	27.881	37.878	46.651
3	1	1:53.380	28.520	37.750	47.110	12	1	1:51.609	27.870	37.858	45.881
4	1	1:52.004	27.881	37.670	46.453	13	1	1:50.944	27.846	37.173	45.925
5	1	3:20.573	28.096	1:08.953	1:43.524	14	1	1:51.826	27.739	37.229	46.858
6	1	2:52.419	1:06.665	59.986	45.768	15	1	1:50.768	27.648	37.374	45.746
7	1	1:51.094	28.160	37.067	45.867	16	1	1:50.461	27.963	37.056	45.442
8	1	1:50.023	27.854	36.784	45.385	17	1	1:50.440	27.686	36.970	45.784
9	1	1:50.725	27.621	37.039	46.065						

CZECH TRUCK PRIX 2023

Autodrom Most, length 4212 m

25. - 27. August 2023

Nascar Whelen Euro Series Pro



Lap Analysis race 2, 27.08.2023

-Reg.No.: 004ZAO230814

24 Anthony Kumpen (BEL) (Chevrolet Camaro)

Theoretische Bestzeit: 1:50.532

Lap	D	Time	S1	S2	S3	Lap	D	Time	S1	S2	S3
1	1	3:19.870	42.952	1:06.356	1:30.562	10	1	1:53.563	28.532	38.038	46.993
2	1	1:54.022	30.104	37.827	46.091	11	1	1:52.311	28.162	37.598	46.551
3	1	1:52.527	29.043	37.806	45.678	12	1	1:53.233	28.055	39.089	46.089
4	1	1:51.468	27.789	37.877	45.802	13	1	1:52.850	28.515	37.687	46.648
5	1	3:11.603	28.648	58.777	1:44.178	14	1	1:54.094	27.986	38.445	47.663
6	1	3:00.528	1:04.470	1:10.211	45.847	15	1	1:53.361	28.100	38.582	46.679
7	1	1:51.661	28.818	37.287	45.556	16	1	1:52.307	27.689	38.214	46.404
8	1	1:52.187	28.142	37.964	46.081	17	1	1:52.903	28.136	37.849	46.918
9	1	1:52.614	28.002	37.967	46.645						

34 Thomas Toffel (CHE) (Chevrolet Camaro)

Theoretische Bestzeit: 2:02.894

Lap	D	Time	S1	S2	S3	Lap	D	Time	S1	S2	S3
1	1	3:23.164	52.675	1:06.926	1:23.563	2	1	2:02.894	32.996	42.037	47.861

40 Neo Lambert (FRA) (Ford Mustang)

Theoretische Bestzeit: 1:49.931

Lap	D	Time	S1	S2	S3	Lap	D	Time	S1	S2	S3
1	1	3:21.359	47.482	1:06.612	1:27.265	10	1	1:50.264	27.845	36.897	45.522
2	1	1:54.751	30.295	38.651	45.805	11	1	1:50.787	27.918	36.857	46.012
3	1	1:53.321	29.349	37.807	46.165	12	1	1:52.303	28.666	37.195	46.442
4	1	1:52.175	28.782	37.428	45.965	13	1	1:52.279	28.261	37.792	46.226
5	1	3:19.957	29.413	1:07.675	1:42.869	14	1	1:52.307	28.147	37.454	46.706
6	1	2:53.725	1:07.057	1:01.380	45.288	15	1	1:51.923	27.803	38.227	45.893
7	1	1:50.827	28.109	37.136	45.582	16	1	1:51.534	29.037	36.870	45.627
8	1	1:57.397	28.244	37.129	52.024	17	1	1:50.967	28.125	37.104	45.738
9	1	1:50.307	28.063	36.840	45.404						

46 Thomas Krasonis (GRC) (Chevrolet Camaro)

Theoretische Bestzeit:

Lap	D	Time	S1	S2	S3	Lap	D	Time	S1	S2	S3
1	1	3:21.795				10	1	1:48.251			
2	1	2:03.841				11	1	1:49.452			
3	1	1:59.317				12	1	1:52.309			
4	1	1:57.101				13	1	1:52.292			
5	1	3:22.107				14	1	1:53.010			
6	1	2:39.592				15	1	1:51.188			
7	1	1:51.961				16	1	1:48.950			
8	1	1:51.973				17	1	1:47.784			
9	1	1:49.700									

48 Jack Davidson (GBR) (Chevrolet Camaro)

Theoretische Bestzeit: 1:49.353


Lap	D	Time	S1	S2	S3	Lap	D	Time	S1	S2	S3
1	1	3:22.698	51.296	1:06.502	1:24.900	9	1	1:49.741	27.833	36.880	45.028
2	1	2:00.747	32.379	37.973	50.395	10	1	1:51.267	27.966	37.340	45.961
3	1	1:51.106	28.460	37.063	45.583	11	1	1:52.204	28.242	37.458	46.504
4	1	1:51.005	28.239	37.110	45.656	12	1	1:52.878	28.244	38.671	45.963
5	1	3:23.624	28.919	1:11.131	1:43.574	13	1	1:51.864	28.390	37.671	45.803
6	1	2:48.765	1:05.382	56.972	46.411	14	1	1:49.936	27.678	36.647	45.611
7	1	1:50.870	28.888	36.886	45.096	15	1	1:50.530	28.414	36.874	45.242
8	1	1:51.122	28.046	37.049	46.027						

CZECH TRUCK PRIX 2023

Autodrom Most, length 4212 m

25. - 27. August 2023

Nascar Whelen Euro Series Pro



Lap Analysis race 2, 27.08.2023

-Reg.No.: 004ZAO230814

50 Liam Hezemans (NLD) (Toyota Camry)

Theoretische Bestzeit: 1:42.546

Lap	D	Time	S1	S2	S3	Lap	D	Time	S1	S2	S3
1	1	3:22.893	52.099	1:06.579	1:24.215	10	1	1:44.213	26.878	35.047	42.288
2	1	2:00.392	33.528	40.806	46.058	11	1	1:43.432	26.602	34.686	42.144
3	1	1:48.470	27.840	35.400	45.230	12	1	1:43.993	26.840	34.942	42.211
4	1	1:48.925	27.766	36.280	44.879	13	1	1:43.572	26.758	34.560	42.254
5	1	3:18.532	28.508	1:06.795	1:43.229	14	1	1:43.846	26.367	34.768	42.711
6	1	2:52.875	1:06.368	1:03.260	43.247	15	1	1:44.400	26.712	35.009	42.679
7	1	1:49.665	28.063	36.613	44.989	16	1	1:44.790	26.651	35.270	42.869
8	1	1:46.641	27.499	35.376	43.766	17	1	1:43.630	26.258	35.306	42.066
9	1	1:42.949	26.661	34.314	41.974						

54 Gianmarco Ercoli (ITA) (Chevrolet Camaro)

Theoretische Bestzeit: 1:44.117

Lap	D	Time	S1	S2	S3	Lap	D	Time	S1	S2	S3
1	1	3:22.034	50.008	1:06.340	1:25.686	10	1	1:49.252	27.506	37.971	43.775
2	1	2:08.293	31.706	39.048	57.539	11	1	1:45.147	26.854	35.758	42.535
3	1	1:58.886	30.022	40.270	48.594	12	1	1:44.932	26.892	35.446	42.594
4	1	1:52.028	28.840	37.617	45.571	13	1	1:48.505	27.539	36.585	44.381
5	1	3:20.338	33.783	1:09.042	1:37.513	14	1	1:45.374	26.724	35.975	42.675
6	1	2:41.487	1:01.980	50.062	49.445	15	1	1:44.627	26.503	35.420	42.704
7	1	1:48.465	27.754	36.914	43.797	16	1	1:44.654	26.595	35.079	42.980
8	1	1:47.250	27.266	35.924	44.060	17	1	1:49.502	27.016	37.267	45.219
9	1	1:48.864	27.883	36.513	44.468						

55 Fabrizio Armetta (ITA) (Chevrolet Camaro)

Theoretische Bestzeit: 1:46.320

Lap	D	Time	S1	S2	S3	Lap	D	Time	S1	S2	S3
1	1	3:25.228	57.174	1:06.770	1:21.284	10	1	1:48.389	28.013	36.488	43.888
2	1	2:05.813	32.103	43.417	50.293	11	1	1:47.646	27.841	35.971	43.834
3	1	1:59.655	29.846	40.518	49.291	12	1	1:50.911	28.892	36.477	45.542
4	1	1:57.898	29.637	38.718	49.543	13	1	1:52.557	28.441	37.853	46.263
5	1	3:22.215	37.574	1:10.871	1:33.770	14	1	1:49.078	27.843	37.159	44.076
6	1	2:37.356	1:02.843	47.753	46.760	15	1	1:47.841	27.889	36.274	43.678
7	1	1:51.470	29.261	37.276	44.933	16	1	1:46.700	27.412	35.940	43.348
8	1	1:51.024	28.474	37.679	44.871	17	1	1:46.911	27.286	35.686	43.939
9	1	1:48.795	28.202	36.382	44.211						

64 Lucas Lasserre (FRA) (Ford Mustang)

Theoretische Bestzeit: 1:48.673

Lap	D	Time	S1	S2	S3	Lap	D	Time	S1	S2	S3
1	1	3:20.142	44.153	1:06.580	1:29.409	10	1	1:49.017	27.602	36.808	44.607
2	1	1:54.439	30.682	37.971	45.786	11	1	1:49.409	27.691	37.079	44.639
3	1	1:52.671	28.562	37.877	46.232	12	1	1:49.036	27.494	36.672	44.870
4	1	1:50.949	27.929	37.369	45.651	13	1	1:50.391	27.879	36.807	45.705
5	1	3:10.210	28.120	57.992	1:44.098	14	1	1:48.781	27.394	36.707	44.680
6	1	3:01.759	1:04.721	1:11.806	45.232	15	1	1:49.485	27.520	37.244	44.721
7	1	1:49.536	27.921	36.704	44.911	16	1	1:49.515	27.676	37.000	44.839
8	1	1:49.744	27.660	36.773	45.311	17	1	1:50.066	27.554	37.131	45.381
9	1	1:49.466	27.757	36.854	44.855						

65 Riccardo Romagnoli (ITA) (Chevrolet Camaro)

Theoretische Bestzeit: 1:50.100

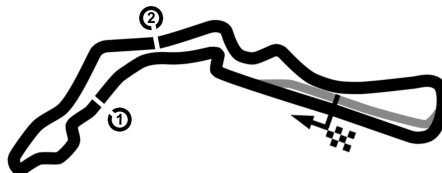
Lap	D	Time	S1	S2	S3	Lap	D	Time	S1	S2	S3
1	1	3:22.467	50.657	1:06.466	1:25.344	9	1	1:59.456	28.535	45.744	45.177
2	1	2:11.830	32.178	52.278	47.374	10	1	1:52.421	28.325	38.033	46.063
3	1	1:57.521	29.842	40.436	47.243	11	1	1:51.031	28.340	37.354	45.337
4	1	1:57.512	29.213	39.032	49.267	12	1	1:52.353	28.025	39.058	45.270
5	1	3:22.960	39.158	1:10.725	1:33.077	13	1	1:52.350	28.156	38.606	45.588
6	1	2:37.366	1:03.517	48.176	45.673	14	1	1:54.285	29.489	37.377	47.419
7	1	2:04.429	29.271	38.195	56.963	15	1	1:52.449	28.287	37.869	46.293
8	1	1:53.211	29.294	38.763	45.154	16	1	1:51.553	28.060	36.921	46.572

CZECH TRUCK PRIX 2023

Autodrom Most, length 4212 m

25. - 27. August 2023

Nascar Whelen Euro Series Pro



Lap Analysis race 2, 27.08.2023

-Reg.No.: 004ZAO230814

69 Sebastiaan Bleekemolen (NLD) (Ford Mustang)

Theoretische Bestzeit: 1:51.829

Lap	D	Time	S1	S2	S3	Lap	D	Time	S1	S2	S3
1	1	3:21.134	46.766	1:06.534	1:27.834	3	1	2:10.267	28.908	37.463	
2	1	1:56.133	31.826	38.849	45.458						

72 Vittorio Ghirelli (ITA) (Chevrolet Camaro)

Theoretische Bestzeit: 1:43.275

Lap	D	Time	S1	S2	S3	Lap	D	Time	S1	S2	S3
1	1	3:19.116	41.018	1:05.974	1:32.124	10	1	1:44.456	26.661	35.087	42.708
2	1	1:54.143	30.390	38.129	45.624	11	1	1:44.420	26.673	35.202	42.545
3	1	1:49.390	27.942	37.042	44.406	12	1	1:43.668	26.608	34.737	42.323
4	1	1:50.933	28.055	36.548	46.330	13	1	1:43.655	26.524	34.729	42.402
5	1	3:00.798	27.952	50.691	1:42.155	14	1	1:43.898	26.492	34.732	42.674
6	1	3:09.575	1:05.491	1:16.220	47.864	15	1	1:45.053	26.572	36.091	42.390
7	1	1:45.567	27.175	35.304	43.088	16	1	1:43.314	26.293	34.768	42.253
8	1	1:45.382	26.932	35.024	43.426	17	1	1:44.733	26.410	35.678	42.645
9	1	1:44.991	26.901	35.025	43.065						

88 Massimiliano Lanza (ITA) (Chevrolet Camaro)

Theoretische Bestzeit: 1:49.106

Lap	D	Time	S1	S2	S3	Lap	D	Time	S1	S2	S3
1	1	3:23.679	54.413	1:07.184	1:22.082	9	1	1:51.491	28.402	37.306	45.783
2	1	2:06.518	33.204	43.453	49.861	10	1	1:51.247	28.392	37.398	45.457
3	1	1:59.015	29.876	40.390	48.749	11	1	1:51.274	28.052	37.563	45.659
4	1	2:00.334	29.785	39.615	50.934	12	1	1:51.110	28.140	37.088	45.882
5	1	3:33.625	41.345	1:11.739	1:40.541	13	1	1:51.493	28.612	37.670	45.211
6	1	2:34.536	1:05.718	42.482	46.336	14	1	1:51.245	28.098	37.993	45.154
7	1	1:55.073	28.693	38.923	47.457	15	1	1:50.796	28.489	37.265	45.042
8	1	1:52.674	28.938	37.569	46.167	16	1	1:51.120	28.110	39.044	43.966

99 Tobias Dauenhauer (DEU) (Chevrolet Camaro)

Theoretische Bestzeit: 1:43.075

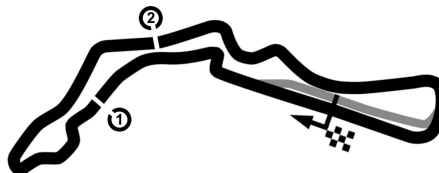
Lap	D	Time	S1	S2	S3	Lap	D	Time	S1	S2	S3
1	1	3:23.394	53.308	1:07.248	1:22.838	10	1	1:44.612	27.052	35.278	42.282
2	1	2:02.369	33.710	41.395	47.264	11	1	1:43.403	26.460	34.868	42.075
3	1	1:48.676	28.976	35.782	43.918	12	1	1:43.969	26.703	35.118	42.148
4	1	1:47.487	27.386	35.889	44.212	13	1	1:43.492	26.456	34.807	42.229
5	1	3:18.256	27.911	1:06.761	1:43.584	14	1	1:47.246	26.471	34.853	45.922
6	1	2:51.947	1:06.254	1:02.915	42.778	15	1	1:43.890	26.422	35.093	42.375
7	1	1:49.507	27.385	37.006	45.116	16	1	1:43.839	26.604	34.652	42.583
8	1	1:44.906	26.963	35.469	42.474	17	1	1:43.883	26.904	34.578	42.401
9	1	1:44.211	27.061	34.941	42.209						

CZECH TRUCK PRIX 2023

Autodrom Most, length 4212 m

25. - 27. August 2023

Nascar Whelen Euro Series Pro



Best Sector Times race 2

-Reg.No.: 004ZAO230814

Pos.	sector 1			sector 2			sector 3			theoretical and best lap time				
	No	Driver	Time	No	Driver	Time	No	Driver	Time	No	Driver	theoretical	Best	Pos
1	50	Hezemans L.	26.258	46	Krasonis T.		50	Hezemans L.	41.974	50	Hezemans L.	1:42.546	1:42.949	
2	72	Ghirelli V.	26.293	50	Hezemans L.	34.314	99	Dauenhauer T.	42.075	99	Dauenhauer T.	1:43.075	1:43.403	
3	3	Jouffreau P.	26.380	99	Dauenhauer T.	34.578	72	Ghirelli V.	42.253	72	Ghirelli V.	1:43.275	1:43.314	
4	99	Dauenhauer T.	26.422	72	Ghirelli V.	34.729	3	Jouffreau P.	42.366	3	Jouffreau P.	1:43.524	1:43.807	
5	54	Ercoli G.	26.503	3	Jouffreau P.	34.778	54	Ercoli G.	42.535	54	Ercoli G.	1:44.117	1:44.627	
6	5	Tziortzis V.	27.044	54	Ercoli G.	35.079	55	Armetta F.	43.348	55	Armetta F.	1:46.320	1:46.700	
7	55	Armetta F.	27.286	55	Armetta F.	35.686	5	Tziortzis V.	43.695	5	Tziortzis V.	1:46.565	1:46.792	
8	64	Lasserre L.	27.394	5	Tziortzis V.	35.826	88	Lanza M.	43.966	64	Lasserre L.	1:48.673	1:48.781	
9	14	Delsaux U.	27.594	48	Davidson J.	36.647	64	Lasserre L.	44.607	88	Lanza M.	1:49.106	1:50.796	
10	48	Davidson J.	27.678	64	Lasserre L.	36.672	48	Davidson J.	45.028	48	Davidson J.	1:49.353	1:49.741	
11	24	Kumpen A.	27.689	14	Delsaux U.	36.784	65	Romagnoli R.	45.154	14	Delsaux U.	1:49.763	1:50.023	
12	40	Lambert N.	27.803	40	Lambert N.	36.840	7	Doubek M.	45.200	40	Lambert N.	1:49.931	1:50.264	
13	65	Romagnoli R.	28.025	65	Romagnoli R.	36.921	40	Lambert N.	45.288	65	Romagnoli R.	1:50.100	1:51.031	
14	88	Lanza M.	28.052	88	Lanza M.	37.088	14	Delsaux U.	45.385	24	Kumpen A.	1:50.532	1:51.468	
15	7	Doubek M.	28.289	24	Kumpen A.	37.287	69	Bleekemolen S.	45.458	7	Doubek M.	1:50.831	1:52.054	
16	8	Caso D.	28.392	7	Doubek M.	37.342	24	Kumpen A.	45.556	69	Bleekemolen S.	1:51.829	1:56.133	
17	69	Bleekemolen S.	28.908	69	Bleekemolen S.	37.463	8	Caso D.	46.637	8	Caso D.	1:53.406	1:54.370	
18	34	Toffel T.	32.996	8	Caso D.	38.377	34	Toffel T.	47.861	34	Toffel T.	2:02.894	2:02.894	
19	1	Dorcikova M.	33.530	34	Toffel T.	42.037	1	Dorcikova M.	49.857	1	Dorcikova M.	2:06.845	2:06.845	
20	46	Krasonis T.	00.000	1	Dorcikova M.	43.458	46	Krasonis T.	1:30:49.1	46	Krasonis T.	00.000	1:47.784	

