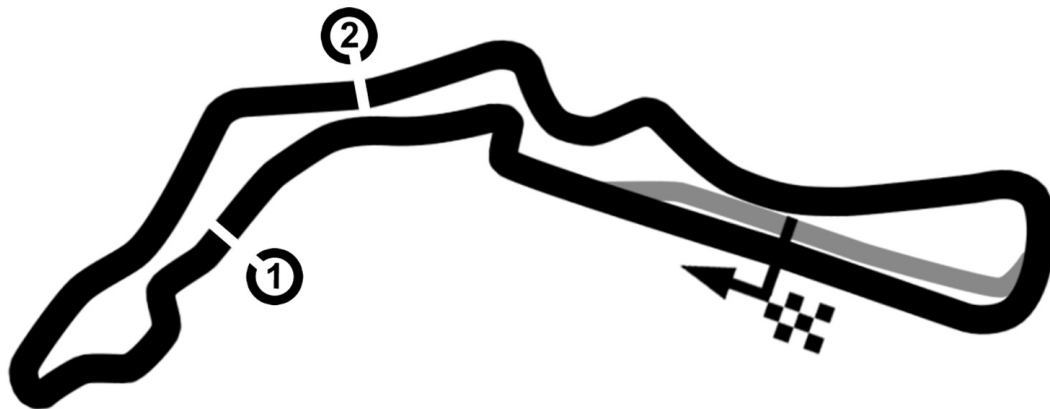




CZECH TRUCK PRIX 2023

qualifying



Autodrom Most 4212 m

25. - 27. August 2023

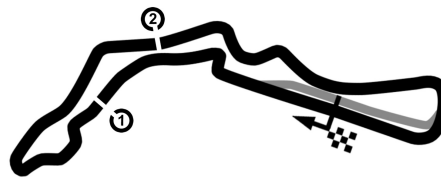


CZECH TRUCK PRIX 2023

Autodrom Most, length 4212 m

25. - 27. August 2023

Nascar Whelen Euro Series 2



Result qualifying, 26.08.2023

-Reg.No.: 004ZAO230814

Rk	No.	Gr	Entrant	License	Car	laps	Besttime			
		CI	Driver	License	Team	%	GAP	DIV	km/h	
1	5		TZIORTZIS, Vladimiro (CYP)	ITC-C102	EuroNASCAR FJ	9	1:42.008		148.647	
2	54		NASKA, Alberto (ITA)	465544	Chevrolet Camaro	9	1:42.212	00.204	148.350	
3	48	Rookie	DAVIDSON, Jack (GBR)	297777	Chevrolet Camaro	10	1:42.279	00.067	148.253	
4	3		JOUFFREAU, Paul (FRA)	299719	Ford Mustang	10	1:42.477	00.198	147.967	
5	50		LINSTER, Gil (LUX)	A1427	Toyota Camry	11	1:42.504	00.027	147.928	
6	27		SCHOBBER, Patrick (AUT)	JA2004	Ford Mustang	9	1:42.772	00.268	147.542	
7	88	Legend	BENEDETTI, Roberto (ITA)	110137	Chevrolet Camaro	11	1:44.082	01.310	145.685	
8	66	Rookie	DOMBROWSKI, Thomas (FRA)	123583	Chevrolet Camaro	11	1:44.103	00.021	145.656	
9	69	Legend	DE GROOT, Melvin (NLD)	11494	Ford Mustang	6	1:44.412	00.309	145.225	
10	72	Legend	BLEEKEMOLEN, Michael (NLD)	1276	Chevrolet Camaro	10	1:45.080	00.668	144.301	
11	9	Rookie	MARZI, Valerio (ITA)	504128	Chevrolet Camaro	10	1:45.130	00.050	144.233	
12	34	Rookie	TOFFEL, Thomas (CHE)	1830	Chevrolet Camaro	10	1:45.214	00.084	144.118	
13	46	Rookie	SCHNEIDER, Nick (BRA)	10784	Chevrolet Camaro	9	1:45.286	00.072	144.019	
14	8	Legend	VALERI, Paolo (ITA)	407119	Chevrolet Camaro	7	1:45.466	00.180	143.773	
15	65	Legend	ROMAGNOLI, Riccardo (ITA)	19192	Chevrolet Camaro	9	1:45.469	00.003	143.769	
16	7		DOUBEK, Martin (CZE)	23AS1505	Ford Mustang	7	1:47.400	01.931	141.184	
17	99	Lady	LOIBNEGGER, Alina (AUT)	JA3015	Chevrolet Camaro	10	1:48.239	00.839	140.090	
18	40	Legend	HAUER, Matthias (GER)	24870	Ford Mustang	8	1:53.496	05.257	133.601	
19	56	Legend	VAN LAERE, Sven (BEL)	700701	Chevrolet Camaro	8	1:55.058	01.562	131.787	
20	1	Lady	MOGOROVIC, Stefani (HRV)	2522	Ford Mustang	8	2:02.523	07.465	123.758	
21	14	Legend	CASOLI, Arianna (ITA)	65558	Ford Mustang	8	2:04.981	02.458	121.324	

DNQ | DID NOT QUALIFY

18	Legend	CAPPELLI, Claudio Remigio (ITA)	341823	Ford Mustang	2	00.000	0.000			
----	--------	---------------------------------	--------	--------------	---	--------	-------	--	--	--

Mindestrunden: 1

CAR #69 - DROP OF 5 POSITIONS ON THE GRID - AVOIDABLE COLLISION WITH CAR #14 - PUSH HIM OUT OF THE TRACK

Issued: Clerk of the Course: Timekeeper:

subject to final scrutineering



Timekeeping and Dataservice: wige SOLUTIONS GmbH & Co. KG, Meckenheim (GER)
Chief timekeeping: Stefan Schlerkmann, Roetgen (GER), stefan.schlerkmann@wige.de

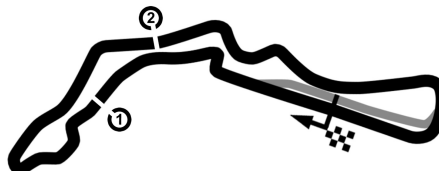
Page 1
printed : 26.8.2023 - 11:02

CZECH TRUCK PRIX 2023

Autodrom Most, length 4212 m

25. - 27. August 2023

Nascar Whelen Euro Series 2



Lap by Lap qualifying, 26.08.2023

-Reg.No.: 004ZAO230814

1 Stefani Mogorovic , Ford Mustang Lady / HRV															
1	5:11.021	2	2:09.929	3	2:02.523	pit	2:35.852	5	3:15.583	6	2:23.611	7	2:21.264	pit	3:24.340

3 Paul Jouffreau , Ford Mustang / FRA															
1	2:04.545	2	1:51.293	3	1:47.384	4	1:47.904	pit	2:00.693	6	4:49.760	7	1:43.620	8	1:43.675
9	1:43.104	10	1:42.477												

5 Vladimiros Tziortzis , EuroNASCAR FJ / CYP															
1	6:09.483	2	1:46.868	3	2:10.574	4	1:44.607	5	1:46.362	6	1:45.960	7	1:42.595	8	1:42.532
9	1:42.008														

7 Martin Doubek , Ford Mustang / CZE															
1	2:09.109	2	1:53.525	3	1:47.400	pit	2:04.164	5	3:54.147	6	1:50.425	pit	2:02.957		

8 Paolo Valeri , Chevrolet Camaro Legend / ITA															
1	9:15.320	2	2:00.730	3	1:52.830	4	1:49.005	5	1:49.579	6	1:46.949	7	1:45.466		

9 Valerio Marzi , Chevrolet Camaro Rookie / ITA															
1	5:25.285	2	2:05.697	3	1:55.916	4	1:51.348	5	1:47.084	6	1:46.381	7	1:45.130	8	1:55.254
9	1:46.213	pit	2:25.390												

14 Arianna Casoli , Ford Mustang Legend / ITA															
1	3:23.343	2	2:13.962	3	2:10.826	pit	2:24.610	5	5:18.380	6	2:09.514	7	2:09.374	8	2:04.981

18 Claudio Remigio Cappelli , Ford Mustang Legend / ITA															
1	20:09.467	2	1:52.103												

27 Patrick Schober , Ford Mustang / AUT															
1	2:29.519	2	1:52.496	3	1:51.267	pit	2:18.943	5	5:23.605	6	1:49.959	7	1:44.600	8	1:43.118
9	1:42.772														

34 Thomas Toffel , Chevrolet Camaro Rookie / CHE															
1	2:10.275	2	1:54.564	3	1:54.564	4	1:54.208	pit	2:10.888	6	4:42.809	7	1:48.464	8	1:45.993
9	1:45.214	pit	2:16.452												

40 Matthias Hauer , Ford Mustang Legend / GER															
1	3:23.514	2	2:21.561	pit	2:19.881	4	5:52.135	5	2:00.047	6	1:53.496	7	1:54.347	pit	3:41.278

46 Nick Schneider , Chevrolet Camaro Rookie / BRA															
1	5:00.360	2	1:53.955	3	1:49.732	4	1:47.035	5	1:46.742	6	1:45.516	pit	2:09.195	8	2:39.205
9	1:45.286														

48 Jack Davidson , Chevrolet Camaro Rookie / GBR															
1	4:26.116	2	1:56.784	3	1:45.829	4	1:45.192	pit	2:18.418	6	2:27.490	7	1:43.074	8	1:48.769
9	1:42.878	10	1:42.279												

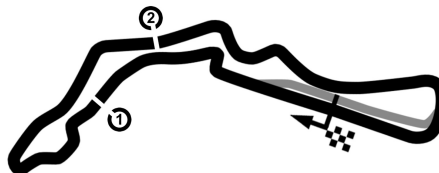
50 Gil Linster , Toyota Camry / LUX															
1	3:26.749	2	1:51.526	3	1:47.459	4	1:46.426	5	1:44.246	6	1:43.047	7	1:44.271	8	1:47.736
9	1:46.093	10	1:43.236	11	1:42.504										

CZECH TRUCK PRIX 2023

Autodrom Most, length 4212 m

25. - 27. August 2023

Nascar Whelen Euro Series 2



Lap by Lap qualifying, 26.08.2023

-Reg.No.: 004ZAO230814

54 Alberto Naska , Chevrolet Camaro / ITA															
1	7:21.069	2	1:48.820	3	1:43.938	4	1:50.627	5	1:44.025	6	1:53.952	7	1:48.752	8	1:42.801
9	1:42.212														

56 Sven Van Laere , Chevrolet Camaro Legend / BEL															
1	5:22.963	2	2:03.334	3	1:59.854	4	2:05.037	5	1:58.573	pit	2:11.220	7	3:10.435	8	1:55.058

65 Riccardo Romagnoli , Chevrolet Camaro Legend / ITA															
pit	3:46.914	2	4:54.465	3	1:54.657	4	1:49.499	5	1:51.419	6	1:46.102	7	1:49.223	8	1:51.331
9	1:45.469														

66 Thomas Dombrowski , Chevrolet Camaro Rookie / FRA															
1	4:13.718	2	1:52.545	3	1:49.238	4	1:50.624	5	1:49.677	6	1:47.405	7	1:45.563	8	1:44.528
9	1:44.103	10	1:47.808	pit	3:02.389										

69 Melvin De Groot , Ford Mustang Legend / NLD															
pit	3:55.597	2	10:24.102	3	1:52.790	4	1:47.442	5	1:45.679	6	1:44.412				

72 Michael Bleekemolen , Chevrolet Camaro Legend / NLD															
1	3:33.255	2	2:02.618	3	1:56.200	4	1:52.005	5	2:13.922	6	2:11.293	7	1:46.640	8	1:47.105
9	1:46.324	10	1:45.080												

88 Roberto Benedetti , Chevrolet Camaro Legend / ITA															
1	3:19.414	2	1:55.465	3	1:50.507	4	1:55.425	5	1:47.746	6	1:45.989	7	1:45.327	8	1:44.082
9	1:54.255	10	1:46.940	11	1:50.252										


99 Alina Loibnegger , Chevrolet Camaro Lady / AUT															
1	3:36.095	2	2:04.136	3	2:05.307	4	1:56.073	5	1:56.378	6	1:54.534	7	1:57.685	8	1:50.771
9	1:48.239	10	2:02.978												

CZECH TRUCK PRIX 2023

Autodrom Most, length 4212 m

25. - 27. August 2023

Nascar Whelen Euro Series 2



Lap Analysis qualifying, 26.08.2023

-Reg.No.: 004ZAO230814

1 Stefani Mogorovic (HRV) (Ford Mustang)

Theoretische Bestzeit: 2:02.386

Lap	D	Time	S1	S2	S3	Lap	D	Time	S1	S2	S3
1	1	5:11.021	3:20.562	51.748	58.711	5	1	3:15.583	1:26.587	48.908	1:00.088
2	1	2:09.929	34.175	44.187	51.567	6	1	2:23.611	35.947	49.621	58.043
3	1	2:02.523	30.730	41.273	50.520	7	1	2:21.264	36.729	49.082	55.453
4	1	2:35.852	30.593	52.656		8	1	3:24.340	50.827	1:03.726	

3 Paul Jouffreau (FRA) (Ford Mustang)

Theoretische Bestzeit: 1:42.180

Lap	D	Time	S1	S2	S3	Lap	D	Time	S1	S2	S3
1	1	2:04.545	37.600	40.980	45.965	6	1	4:49.760	3:31.793	35.416	42.551
2	1	1:51.293	29.149	37.888	44.256	7	1	1:43.620	26.793	34.851	41.976
3	1	1:47.384	27.108	36.529	43.747	8	1	1:43.675	26.391	35.020	42.264
4	1	1:47.904	26.679	37.973	43.252	9	1	1:43.104	26.305	35.237	41.562
5	1	2:00.693	26.596	38.951		10	1	1:42.477	26.278	34.340	41.859

5 Vladimiros Tziortzis (CYP) (EuroNASCAR FJ)

Theoretische Bestzeit: 1:42.008

Lap	D	Time	S1	S2	S3	Lap	D	Time	S1	S2	S3
1	1	6:09.483	4:41.237	41.985	46.261	6	1	1:45.960	26.210	34.635	45.115
2	1	1:46.868	27.562	36.718	42.588	7	1	1:42.595	26.155	34.365	42.075
3	1	2:10.574	27.044	37.944	1:05.586	8	1	1:42.532	26.568	34.315	41.649
4	1	1:44.607	26.536	36.075	41.996	9	1	1:42.008	26.143	34.245	41.620
5	1	1:46.362	26.543	37.326	42.493						

7 Martin Doubek (CZE) (Ford Mustang)

Theoretische Bestzeit: 1:46.616

Lap	D	Time	S1	S2	S3	Lap	D	Time	S1	S2	S3
1	1	2:09.109	40.343	41.040	47.726	5	1	3:54.147	2:22.539	47.473	44.135
2	1	1:53.525	28.624	39.184	45.717	6	1	1:50.425	27.769	38.793	43.863
3	1	1:47.400	27.390	36.523	43.487	7	1	2:02.957	26.606	40.943	
4	1	2:04.164	27.099	36.917							

8 Paolo Valeri (ITA) (Chevrolet Camaro)

Theoretische Bestzeit: 1:45.466

Lap	D	Time	S1	S2	S3	Lap	D	Time	S1	S2	S3
1	1	9:15.320	7:31.399	50.121	53.800	5	1	1:49.579	27.507	35.891	46.181
2	1	2:00.730	30.929	41.425	48.376	6	1	1:46.949	27.474	36.307	43.168
3	1	1:52.830	29.046	39.698	44.086	7	1	1:45.466	27.166	35.768	42.532
4	1	1:49.005	28.946	36.796	43.263						

9 Valerio Marzi (ITA) (Chevrolet Camaro)

Theoretische Bestzeit: 1:45.130

Lap	D	Time	S1	S2	S3	Lap	D	Time	S1	S2	S3
1	1	5:25.285	3:34.113	51.088	1:00.084	6	1	1:46.381	27.439	35.800	43.142
2	1	2:05.697	33.451	43.253	48.993	7	1	1:45.130	27.012	35.341	42.777
3	1	1:55.916	31.130	39.597	45.189	8	1	1:55.254	29.853	40.999	44.402
4	1	1:51.348	28.983	38.552	43.813	9	1	1:46.213	27.403	35.880	42.930
5	1	1:47.084	27.528	36.387	43.169	10	1	2:25.390	34.886	44.035	

14 Arianna Casoli (ITA) (Ford Mustang)

Theoretische Bestzeit: 2:04.676

Lap	D	Time	S1	S2	S3	Lap	D	Time	S1	S2	S3
1	1	3:23.343	1:37.558	48.054	57.731	5	1	5:18.380	3:31.517	47.945	58.918
2	1	2:13.962	35.314	44.494	54.154	6	1	2:09.514	31.311	44.315	53.888
3	1	2:10.826	31.938	44.008	54.880	7	1	2:09.374	31.265	44.075	54.034
4	1	2:24.610	30.565	42.957		8	1	2:04.981	30.870	42.497	51.614

18 Claudio Remigio Cappelli (ITA) (Ford Mustang)

Theoretische Bestzeit: 1:49.610


Lap	D	Time	S1	S2	S3	Lap	D	Time	S1	S2	S3
1	1	20:09.467	18:41	41.271	46.301	2	1	1:52.103	27.472	35.837	

CZECH TRUCK PRIX 2023

Autodrom Most, length 4212 m

25. - 27. August 2023

Nascar Whelen Euro Series 2



Lap Analysis qualifying, 26.08.2023

-Reg.No.: 004ZAO230814

27 Patrick Schober (AUT) (Ford Mustang)

Theoretische Bestzeit: 1:51.131

Lap	D	Time	S1	S2	S3	Lap	D	Time	S1	S2	S3
1	1	2:29.519	55.576	44.152	49.791	6	1	1:49.959			
2	1	1:52.496	28.500	38.060	45.936	7	1	1:44.600			
3	1	1:51.267	27.904	38.196	45.167	8	1	1:43.118			
4	1	2:18.943	29.941	43.916		9	1	1:42.772			
5	1	5:23.605									

34 Thomas Toffel (CHE) (Chevrolet Camaro)

Theoretische Bestzeit: 1:44.936

Lap	D	Time	S1	S2	S3	Lap	D	Time	S1	S2	S3
1	1	2:10.275	41.088	40.952	48.235	6	1	4:42.809	3:14.556	42.034	46.219
2	1	1:54.564	28.766	38.936	46.862	7	1	1:48.464	27.416	37.060	43.988
3	1	1:54.564	28.249	39.262	47.053	8	1	1:45.993	27.113	36.020	42.860
4	1	1:54.208	28.031	39.283	46.894	9	1	1:45.214	26.790	35.286	43.138
5	1	2:10.888	28.328	40.762		10	1	2:16.452	34.724	39.227	

40 Matthias Hauer (GER) (Ford Mustang)

Theoretische Bestzeit: 1:52.545

Lap	D	Time	S1	S2	S3	Lap	D	Time	S1	S2	S3
1	1	3:23.514	1:39.200	50.968	53.346	5	1	2:00.047	31.430	42.014	46.603
2	1	2:21.561	48.514	41.616	51.431	6	1	1:53.496	28.818	38.497	46.181
3	1	2:19.881	30.133	41.429		7	1	1:54.347	28.476	40.299	45.572
4	1	5:52.135	4:10.998	48.152	52.985	8	1	3:41.278	1:08.944	1:01.161	

46 Nick Schneider (BRA) (Chevrolet Camaro)

Theoretische Bestzeit: 1:44.304

Lap	D	Time	S1	S2	S3	Lap	D	Time	S1	S2	S3
1	1	5:00.360	3:25.305	46.169	48.886	6	1	1:45.516	27.015	35.526	42.975
2	1	1:53.955	29.172	38.433	46.350	7	1	2:09.195	31.999	36.438	
3	1	1:49.732	28.270	37.113	44.349	8	1	2:39.205	1:21.671	35.136	42.398
4	1	1:47.035	27.415	36.322	43.298	9	1	1:45.286	27.213	35.208	42.865
5	1	1:46.742	26.770	36.791	43.181						

48 Jack Davidson (GBR) (Chevrolet Camaro)

Theoretische Bestzeit: 1:42.279

Lap	D	Time	S1	S2	S3	Lap	D	Time	S1	S2	S3
1	1	4:26.116	2:29.414	56.851	59.851	6	1	2:27.490	1:09.434	35.713	42.343
2	1	1:56.784	33.836	38.836	44.112	7	1	1:43.074	26.806	34.518	41.750
3	1	1:45.829	27.843	35.867	42.119	8	1	1:48.769	26.691	35.880	46.198
4	1	1:45.192	27.031	35.473	42.688	9	1	1:42.878	26.870	34.372	41.636
5	1	2:18.418	26.755	54.084		10	1	1:42.279	26.510	34.233	41.536

50 Gil Linster (LUX) (Toyota Camry)

Theoretische Bestzeit: 1:42.478

Lap	D	Time	S1	S2	S3	Lap	D	Time	S1	S2	S3
1	1	3:26.749	1:54.787	44.595	47.367	7	1	1:44.271	26.593	34.656	43.022
2	1	1:51.526	29.658	37.365	44.503	8	1	1:47.736	27.658	37.706	42.372
3	1	1:47.459	27.381	37.049	43.029	9	1	1:46.093	28.443	34.890	42.760
4	1	1:46.426	27.378	35.315	43.733	10	1	1:43.236	26.949	34.507	41.780
5	1	1:44.246	26.953	34.908	42.385	11	1	1:42.504	26.429	34.269	41.806
6	1	1:43.047	26.440	34.743	41.864						

54 Alberto Naska (ITA) (Chevrolet Camaro)

Theoretische Bestzeit: 1:42.212

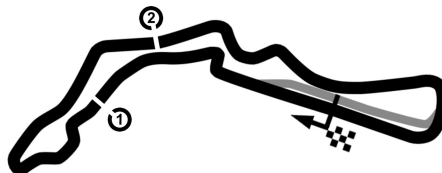
Lap	D	Time	S1	S2	S3	Lap	D	Time	S1	S2	S3
1	1	7:21.069	5:53.499	40.747	46.823	6	1	1:53.952	30.799	38.987	44.166
2	1	1:48.820	28.317	36.464	44.039	7	1	1:48.752	26.662	37.825	44.265
3	1	1:43.938	27.002	34.742	42.194	8	1	1:42.801	26.679	34.613	41.509
4	1	1:50.627	28.698	36.049	45.880	9	1	1:42.212	26.353	34.463	41.396
5	1	1:44.025	26.721	34.946	42.358						

CZECH TRUCK PRIX 2023

Autodrom Most, length 4212 m

25. - 27. August 2023

Nascar Whelen Euro Series 2



Lap Analysis qualifying, 26.08.2023

-Reg.No.: 004ZAO230814

56 Sven Van Laere (BEL) (Chevrolet Camaro)

Theoretische Bestzeit: 1:54.768

Lap	D	Time	S1	S2	S3	Lap	D	Time	S1	S2	S3
1	1	5:22.963	3:38.369	48.931	55.663	5	1	1:58.573	29.591	40.509	48.473
2	1	2:03.334	31.496	42.410	49.428	6	1	2:11.220	29.143	39.130	
3	1	1:59.854	30.084	40.208	49.562	7	1	3:10.435	1:42.055	40.086	48.294
4	1	2:05.037	33.436	41.644	49.957	8	1	1:55.058	29.433	38.655	46.970

65 Riccardo Romagnoli (ITA) (Chevrolet Camaro)

Theoretische Bestzeit: 1:45.381

Lap	D	Time	S1	S2	S3	Lap	D	Time	S1	S2	S3
1	1	3:46.914	1:52.264	48.343		6	1	1:46.102	27.158	35.891	43.053
2	1	4:54.465	3:23.835	42.692	47.938	7	1	1:49.223	27.125	38.675	43.423
3	1	1:54.657	30.758	38.052	45.847	8	1	1:51.331	26.942	39.082	45.307
4	1	1:49.499	27.964	36.980	44.555	9	1	1:45.469	26.896	35.432	43.141
5	1	1:51.419	27.771	37.434	46.214						

66 Thomas Dombrowski (FRA) (Chevrolet Camaro)

Theoretische Bestzeit: 1:43.452

Lap	D	Time	S1	S2	S3	Lap	D	Time	S1	S2	S3
1	1	4:13.718	2:42.595	42.475	48.648	7	1	1:45.563	27.482	34.905	43.176
2	1	1:52.545	28.831	38.977	44.737	8	1	1:44.528	26.670	35.280	42.578
3	1	1:49.238	28.029	37.343	43.866	9	1	1:44.103	27.321	34.869	41.913
4	1	1:50.624	27.445	38.132	45.047	10	1	1:47.808	27.298	36.309	44.201
5	1	1:49.677	27.712	35.897	46.068	11	1	3:02.389	31.028	1:00.407	
6	1	1:47.405	27.282	36.701	43.422						

69 Melvin De Groot (NLD) (Ford Mustang)

Theoretische Bestzeit: 1:44.138

Lap	D	Time	S1	S2	S3	Lap	D	Time	S1	S2	S3
1	1	3:55.597	2:05.321	45.550		4	1	1:47.442	27.560	35.717	44.165
2	1	10:24.102	9:00.986	39.066	44.050	5	1	1:45.679	26.640	36.102	42.937
3	1	1:52.790	30.448	36.441	45.901	6	1	1:44.412	26.914	35.439	42.059

72 Michael Bleekemolen (NLD) (Chevrolet Camaro)

Theoretische Bestzeit: 1:45.080

Lap	D	Time	S1	S2	S3	Lap	D	Time	S1	S2	S3
1	1	3:33.255	1:50.527	48.806	53.922	6	1	2:11.293	36.986	44.128	50.179
2	1	2:02.618	31.217	41.233	50.168	7	1	1:46.640	26.925	36.318	43.397
3	1	1:56.200	28.796	39.417	47.987	8	1	1:47.105	26.861	36.631	43.613
4	1	1:52.005	28.264	38.084	45.657	9	1	1:46.324	27.429	35.511	43.384
5	1	2:13.922	33.308	43.114	57.500	10	1	1:45.080	26.720	35.413	42.947

88 Roberto Benedetti (ITA) (Chevrolet Camaro)

Theoretische Bestzeit: 1:44.068

Lap	D	Time	S1	S2	S3	Lap	D	Time	S1	S2	S3
1	1	3:19.414	1:42.354	46.171	50.889	7	1	1:45.327	26.886	35.538	42.903
2	1	1:55.465	28.812	39.147	47.506	8	1	1:44.082	26.657	35.025	42.400
3	1	1:50.507	28.938	37.519	44.050	9	1	1:54.255	27.012	40.792	46.451
4	1	1:55.425	31.869	39.398	44.158	10	1	1:46.940	26.869	35.011	45.060
5	1	1:47.746	27.483	37.159	43.104	11	1	1:50.252	30.461	37.035	42.756
6	1	1:45.989	27.008	36.078	42.903						

99 Alina Loibnegger (AUT) (Chevrolet Camaro)

Theoretische Bestzeit: 1:48.065

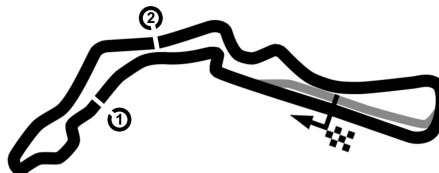
Lap	D	Time	S1	S2	S3	Lap	D	Time	S1	S2	S3
1	1	3:36.095	1:40.982	1:00.790	54.323	6	1	1:54.534	29.445	39.123	45.966
2	1	2:04.136	31.784	43.548	48.804	7	1	1:57.685	27.888	38.102	51.695
3	1	2:05.307	29.646	43.878	51.783	8	1	1:50.771	28.426	37.685	44.660
4	1	1:56.073	28.731	40.178	47.164	9	1	1:48.239	27.555	36.607	44.077
5	1	1:56.378	28.372	38.701	49.305	10	1	2:02.978	27.807	36.433	

CZECH TRUCK PRIX 2023

Autodrom Most, length 4212 m

25. - 27. August 2023

Nascar Whelen Euro Series 2



Best Sector Times qualifying

-Reg.No.: 004ZAO230814

Pos.	sector 1			sector 2			sector 3			theoretical and best lap time				
	No	Driver	Time	No	Driver	Time	No	Driver	Time	No	Driver	theoretical	Best	Pos
1	5	Tziortzis V.	26.143	48	Davidson J.	34.233	54	Naska A.	41.396	5	Tziortzis V.	1:42.008	1:42.008	1
2	3	Jouffreau P.	26.278	5	Tziortzis V.	34.245	48	Davidson J.	41.536	3	Jouffreau P.	1:42.180	1:42.477	4
3	54	Naska A.	26.353	50	Linster G.	34.269	3	Jouffreau P.	41.562	54	Naska A.	1:42.212	1:42.212	2
4	50	Linster G.	26.429	3	Jouffreau P.	34.340	5	Tziortzis V.	41.620	48	Davidson J.	1:42.279	1:42.279	3
5	48	Davidson J.	26.510	54	Naska A.	34.463	50	Linster G.	41.780	50	Linster G.	1:42.478	1:42.504	5
6	7	Doubek M.	26.606	66	Dombrowski T.	34.869	66	Dombrowski T.	41.913	66	Dombrowski T.	1:43.452	1:44.103	8
7	69	De Groot M.	26.640	88	Benedetti R.	35.011	69	De Groot M.	42.059	88	Benedetti R.	1:44.068	1:44.082	7
8	88	Benedetti R.	26.657	46	Schneider N.	35.136	46	Schneider N.	42.398	69	De Groot M.	1:44.138	1:44.412	9
9	66	Dombrowski T.	26.670	34	Toffel T.	35.286	88	Benedetti R.	42.400	46	Schneider N.	1:44.304	1:45.286	13
10	72	Bleekemolen M.	26.720	9	Marzi V.	35.341	8	Valeri P.	42.532	34	Toffel T.	1:44.936	1:45.214	12
11	46	Schneider N.	26.770	72	Bleekemolen M.	35.413	9	Marzi V.	42.777	72	Bleekemolen M.	1:45.080	1:45.080	10
12	34	Toffel T.	26.790	65	Romagnoli R.	35.432	34	Toffel T.	42.860	9	Marzi V.	1:45.130	1:45.130	11
13	65	Romagnoli R.	26.896	69	De Groot M.	35.439	72	Bleekemolen M.	42.947	65	Romagnoli R.	1:45.381	1:45.469	15
14	9	Marzi V.	27.012	8	Valeri P.	35.768	65	Romagnoli R.	43.053	8	Valeri P.	1:45.466	1:45.466	14
15	8	Valeri P.	27.166	18	Cappelli C.	35.837	7	Doubek M.	43.487	7	Doubek M.	1:46.616	1:47.400	16
16	18	Cappelli C.	27.472	99	Loibnegger A.	36.433	99	Loibnegger A.	44.077	99	Loibnegger A.	1:48.065	1:48.239	17
17	99	Loibnegger A.	27.555	7	Doubek M.	36.523	27	Schober P.	45.167	18	Cappelli C.	1:49.610	00.000	0
18	27	Schober P.	27.904	27	Schober P.	38.060	40	Hauer M.	45.572	27	Schober P.	1:51.131	1:42.772	6
19	40	Hauer M.	28.476	40	Hauer M.	38.497	18	Cappelli C.	46.301	40	Hauer M.	1:52.545	1:53.496	18
20	56	Van Laere S.	29.143	56	Van Laere S.	38.655	56	Van Laere S.	46.970	56	Van Laere S.	1:54.768	1:55.058	19
21	14	Casoli A.	30.565	1	Mogorovic S.	41.273	1	Mogorovic S.	50.520	1	Mogorovic S.	2:02.386	2:02.523	20
22	1	Mogorovic S.	30.593	14	Casoli A.	42.497	14	Casoli A.	51.614	14	Casoli A.	2:04.676	2:04.981	21